Music Fundamentals - A Balanced Approach 3rd edition Takesue Test Bank

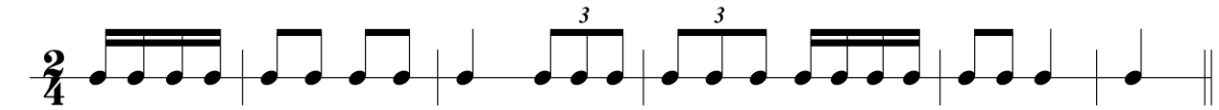
SKU: 9781138654419-TEST-BANK

Music Fundamentals
Module 12
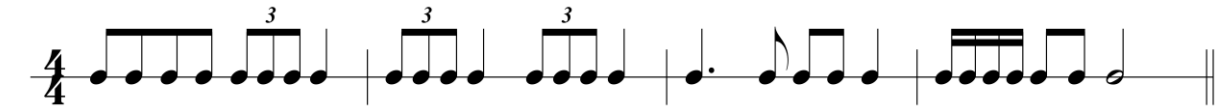
Test

1. Write the counts below the given notes. 31 pts.

a.



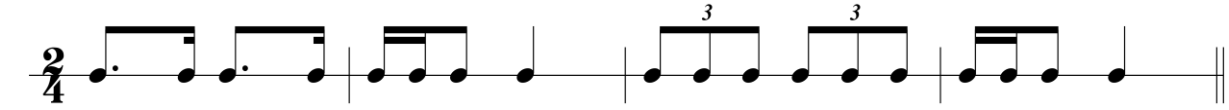
b.



c.



d.



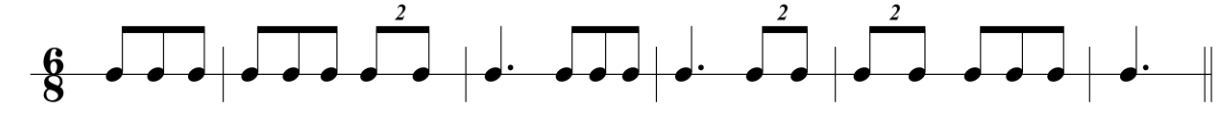
e.



f.



g.



Music Fundamentals - A Balanced Approach 3rd edition Takesue Test Bank

2. Write the counts below each musical excerpt.


a. Moment musical, Op. 94, No. 1 (F. Schubert) 7 pts.



Counts: 1 2 + a 3 + a 1 + 2 + 3 1 + 2 + 3 + 1 2 + a 3 1 2 + a 3 +(a)

1. Write the counts below "Moment musical."
2. Key _CM__ (If in minor, state the form of minor)
3. Identify the dots placed under the notes in m. 2 __Staccatos__ What do they tell you to do?__Detach the notes_____

b. "Plus de dépit" from *Les Deux Avares* (A.E.M. Grétry) 11 pts.



Counts: 1 2 3 1 2 (3) 1 2 + 3 + 1 + 2 (3)

Counts: 1 + a 2 + a 3 + a 1 (2) 3 e + a 1 + a 2 (3) 1 (2) (3)

1. Write the counts below "Plus de dépit."
2. Give the measure numbers that have triplets. __5, 7__
3. Key: __AbM__ (If in minor, state the form of minor)

c. The Temple of Glory (J.P. Rameau) 7 pts.




Counts: 1 + 2 + 1 1 + 2 (+) a 1

Music Fundamentals - A Balanced Approach 3rd edition Takesue Test Bank

1. Write the counts below the last line of "The Temple of Glory."
2. Key: ____D minor____ (minor).
3. Meter: ___Simple duple____
4. In this time signature,  = __1/2___ count(s).

   In this time signature,  = ___1__ count(s).

d. Les Preludes (F. Liszt)



1 2 + a 3 (4) + 1 (234)

1. Write the counts for the last two measures of "Les Preludes." 2 pts.
2. How many counts does each pair of tied notes receive? __1 1/3_____ 1 pt.

3. Circle the notes that will be played on **keys that are white.** 2 pts.

4. Give an enharmonic spelling for the following notes: 3 pts.

G# = __Ab_ Fx = __G__ E# = __F___

e. Piano Concerto No. 1 (J. Brahms) 6 pts.



Counts: 1 2 a 1 + (a 2+)a - 1 2 + a 1(+ a) (+)a - 1 2 + a 1
OR: 1(23)4(5)6 1 2 (3) (45)6 + 1(23) 4 5 6 1(2 3) (45)6+ (2 3) 4 5 6 1 (2)

1. Write the counts for the Brahms excerpt.
2. Meter: ___Compound duple____

Music Fundamentals - A Balanced Approach 3rd edition Takesue Test Bank

3. Match the word with the definition. 8 pts.

a. Compound meter	__d__	When the top number of a time signature is 2, 3, or 4; the main pulse note divides into groups of 2 or 4
b. Compound duple meter	__f__	Division of the note into three equal parts where you normally have two equal parts
c. Pulse note	__a__	When the top number of a time signature is 6, 9, or 12; the main pulse note is a dotted note that divides into groups of 3 or 6
d. Simple meter	__g__	Scotch snap; characteristic of many Scottish songs and dances beginning in the eighteenth century
e. Simple triple	__b__	When the upper number of a time signature is 6, and the main pulse note is a dotted note that divides into groups of 3 or 6
f. Triplet	__h__	Subdivision of a note into two equal parts where you normally have three equal parts; duplet
g. 	__e__	When the top number of a time signature is 3, and the main pulse note divides into groups of 2 or 4
h. 	__c__	Note that represents the beat; note that receives one count

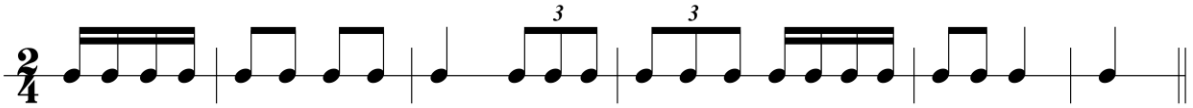
Music Fundamentals - A Balanced Approach 3rd edition Takesue Test Bank

Music Fundamentals
Module 12

Test

1. Write the counts below the given notes. 31 pts.

a.



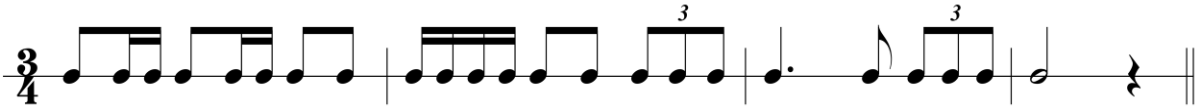
Counts:

b.



Counts:

c.



Counts:

d.



Counts:

e.
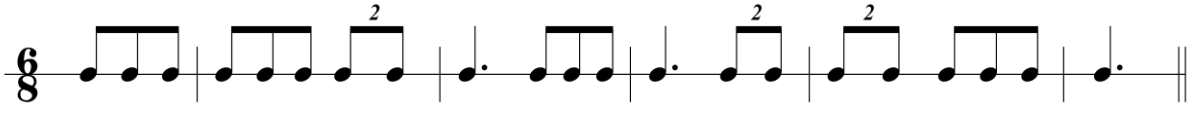


Counts:

f.



Counts:

g.




Counts:

Music Fundamentals - A Balanced Approach 3rd edition Takesue Test Bank

2. Write the counts below each musical excerpt.


a. Moment musical, Op. 94, No. 1 (F. Schubert) 7 pts.



Counts:

1. Write the counts below "Moment musical."
2. Key _____ (If in minor, state the form of minor)
3. Identify the dots placed under the notes in m. 2 _____ What do they tell you to do?_____

b. "Plus de dépit" from *Les Deux Avares* (A.E.M. Gétry) 11 pts.



Counts:

Counts:

1. Write the counts below "Plus de dépit."
2. Give the measure numbers that have triplets. _____
3. Key: _____ (If in minor, state the form of minor)

c. The Temple of Glory (J.P. Rameau) 7 pts.



Counts:

Music Fundamentals - A Balanced Approach 3rd edition Takesue Test Bank

1. Write the counts below the last line of "The Temple of Glory".
2. Key: _____ (minor).
3. Meter: _____
4. In this time signature,  = _____ count(s).

   In this time signature,  = _____ count(s).

d. Les Preludes (F. Liszt)



1. Write the counts for the last two measures of "Les Preludes." 2 pts.
2. How many counts does each pair of tied notes receive? _____ 1 pt.

3. Circle the notes that will be played on **keys that are white.** 2 pts.

4. Give an enharmonic spelling for the following notes: 3 pts.

G# = _____ Fx = _____ E# = _____

e. Piano Concerto No. 1 (J. Brahms) 6 pts.



Counts:

1. Write the counts for the Brahms excerpt.
2. Meter: _____

Music Fundamentals - A Balanced Approach 3rd edition Takesue Test Bank

3. Match the word with the definition. 8 pts.

a. Compound meter	_____	When the top number of a time signature is 2, 3, or 4; the main pulse note divides into groups of 2 or 4
b. Compound duple meter	_____	Division of the note into three equal parts where you normally have two equal parts
c. Pulse note	_____	When the top number of a time signature is 6, 9, or 12; the main pulse note is a dotted note that divides into groups of 3 or 6
d. Simple meter	_____	Scotch snap; characteristic of many Scottish songs and dances beginning in the eighteenth century
e. Simple triple	_____	When the upper number of a time signature is 6, and the main pulse note is a dotted note that divides into groups of 3 or 6; duplet
f. Triplet	_____	Subdivision of a note into two equal parts where you normally have three equal parts
g. 	_____	When the top number of a time signature is 3, and the main pulse note divides into groups of 2 or 4
h. 	_____	Note that represents the beat; note that receives one count

Music Fundamentals - A Balanced Approach 3rd edition Takesue Test Bank

Music Fundamentals
Module 2

Test

1. Write the counts for the following rhythms below the given notes. Identify the meter. (The first measure is done for you.) 25 pts.

1) Meter _____



2) Meter _____



3) Meter _____



4)



5) Meter _____



What is another name for the "C" at the beginning? _____

Music Fundamentals - A Balanced Approach 3rd edition Takesue Test Bank

2. Add the missing bar lines and write consecutive counts below the notes. Each exercise has four complete measures. 14 pts.

1)



2)



3. Explain what the numbers in the time signature tell you: 2 pts.

X = The top number tells you _____

Y = The bottom number tells you _____

4. How many counts do the following rhythms receive in the 4/4 time signature? What are they called? (The first answers are given.) 8 pts.

a.  ___1_ Quarter note____

b.  _____ _____

c.  _____ _____

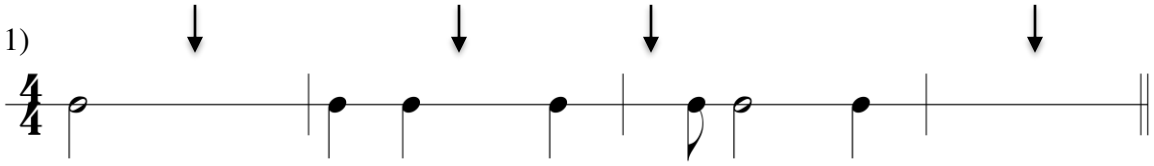
d.  _____ _____

e.  _____ _____

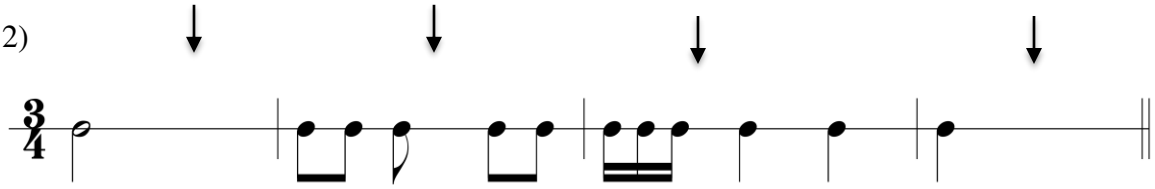
Music Fundamentals - A Balanced Approach 3rd edition Takesue Test Bank

5. Add ONE note below the arrows to complete the measures. 12 pts.
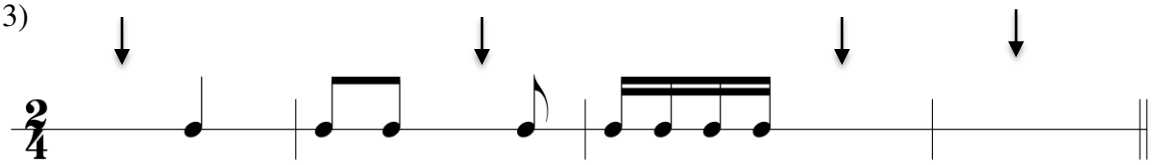
1)



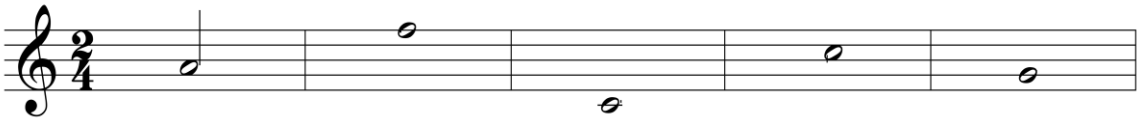
2)



3)




6. Add stems to these note heads to change them to half notes. Write the letter name below each note. The first one is done for you. 9 pts.



A

Fill in the note heads, add stems, and flags to these note heads to change them to eighth notes. Write the letter name below each note.



Music Fundamentals - A Balanced Approach 3rd edition Takesue Test Bank

7. Draw two notes an octave apart in the rhythmic values that are indicated. 10 pts.

Example 1. 2. 3. 4. 5.



G quarter notes D whole notes C sixteenth notes E eighth notes F quarter notes A half notes

8. Compose rhythms to fill measures that are left blank. Each measure must have a different rhythm. 12 pts.

- Write consecutive counts below each measure.

1.



2.



3.



Music Fundamentals - A Balanced Approach 3rd edition Takesue Test Bank

9. Match the words with the following definitions. 8 pts.

a. Allegro	_____	First beat of the measure, named for the conductor's downward motion used to indicate the first beat
b. Beam	_____	Note that represents the beat; note that receives one count
c. Downbeat	_____	Recurring division of the pulse into a pattern of strong and weak beats
d. Measure	_____	It. Fast tempo
e. Meter	_____	Horizontal line connecting the end of note stems of rhythmic values smaller than a quarter note; replaces the flag on individual notes
f. Note head	_____	Rate of speed of the pulse
g. Pulse note	_____	Grouping of metered beats separated by lines called bar lines
h. Tempo	_____	Part of the note that is oval; its placement on the staff indicates the pitch of the note

Music Fundamentals - A Balanced Approach 3rd edition Takesue Test Bank

Music Fundamentals
Module 2 – Answer Key


Test

1. Write the counts for the following rhythms below the given notes. Identify the meter.
(The first measure is done for you.) 25 pts.

1) Meter Simple triple



2) Meter Simple duple



3) Meter Simple quadruple



4)



5) Meter Simple quadruple
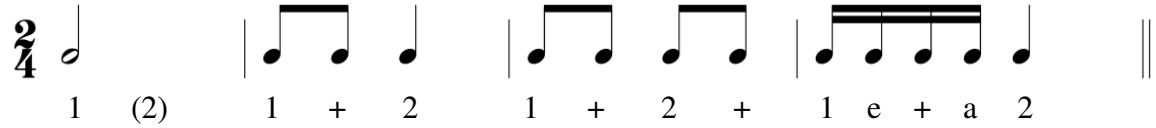


What is another name for the "C" at the beginning? Common time (also accept 4/4)
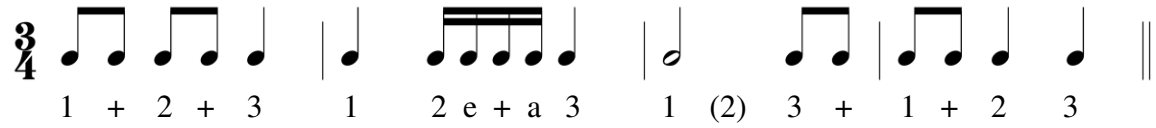
Music Fundamentals - A Balanced Approach 3rd edition Takesue Test Bank

2. Add the missing bar lines and write consecutive counts below the notes. Each exercise has four complete measures. 14 pts.

1)



2)



3. Explain what the numbers in the time signature tell you: 2 pts.

X = The top number tells you the number of beats per measure (meter)

Y = The bottom number tells you the kind of note that gets one beat (pulse note)

4. How many counts do the following rhythms receive in the 4/4 time signature? What are they called? (The first answers are given.) 8 pts.

a.  __1_ Quarter note____

b.  __1/2_ Eighth note____

c.  __4_ Whole note____

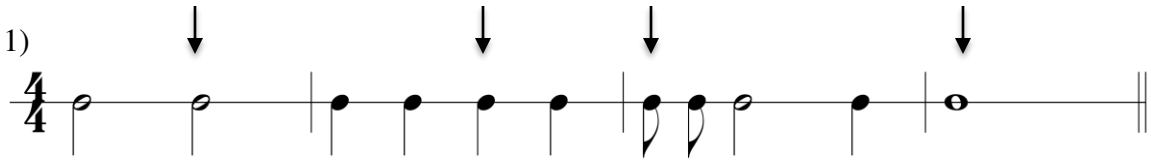
d.  _1/4__ Sixteenth note__

e.  __2__ Half note_____

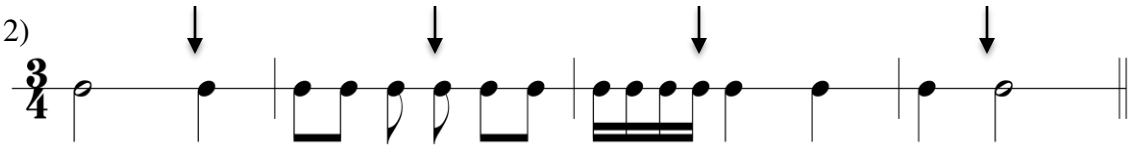
Music Fundamentals - A Balanced Approach 3rd edition Takesue Test Bank

5. Add ONE note below the arrows to complete the measures. 12 pts.

1)




2)




3)



6. Add stems to these note heads to change them to half notes. Write the letter name below each note. The first one is done for you. 9 pts.



Fill in the note heads, add stems and flags to these note heads to change them to eighth notes. Write the letter name below each note.



Music Fundamentals - A Balanced Approach 3rd edition Takesue Test Bank

7. Draw two notes an octave apart in the rhythmic values that are indicated. 10 pts.

Example 1. 2. 3. 4. 5.



G quarter notes D whole notes C sixteenth notes E eighth notes F quarter notes A half notes

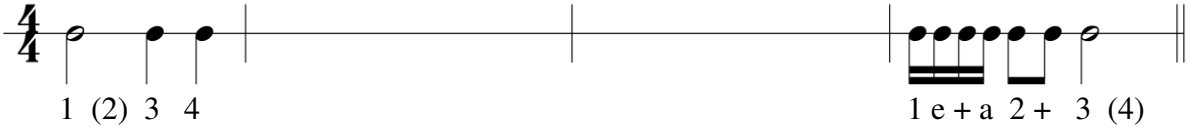
8. Compose rhythms to fill measures that are left blank. Each measure must have a different rhythm. *(Accept any rhythm that is appropriate for the given time signature.)* 12 pts.

- Write consecutive counts below each measure.

1.



2.



3.



Music Fundamentals - A Balanced Approach 3rd edition Takesue Test Bank

9. Match the words with the following definitions. 8 pts.

a. Allegro	__c__	First beat of the measure, named for the conductor's downward motion used to indicate the first beat
b. Beam	__g__	Note that represents the beat; note that receives one count
c. Downbeat	__e__	Recurring division of the pulse into a pattern of strong and weak beats
d. Measure	__a__	It. Fast tempo
e. Meter	__b__	Horizontal line connecting the end of note stems of rhythmic values smaller than a quarter note; replaces the flag on individual notes
f. Note head	__h__	Rate of speed of the pulse
g. Pulse note	__d__	Grouping of metered beats separated by lines called bar lines
h. Tempo	__f__	Part of the note that is oval; its placement on the staff indicates the pitch of the note

Music Fundamentals - A Balanced Approach 3rd edition Takesue Test Bank